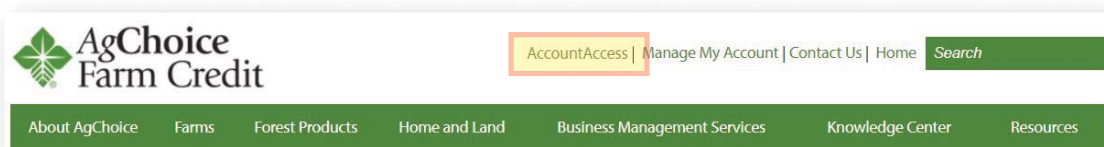


# SETTING UP ACCOUNTACCESS


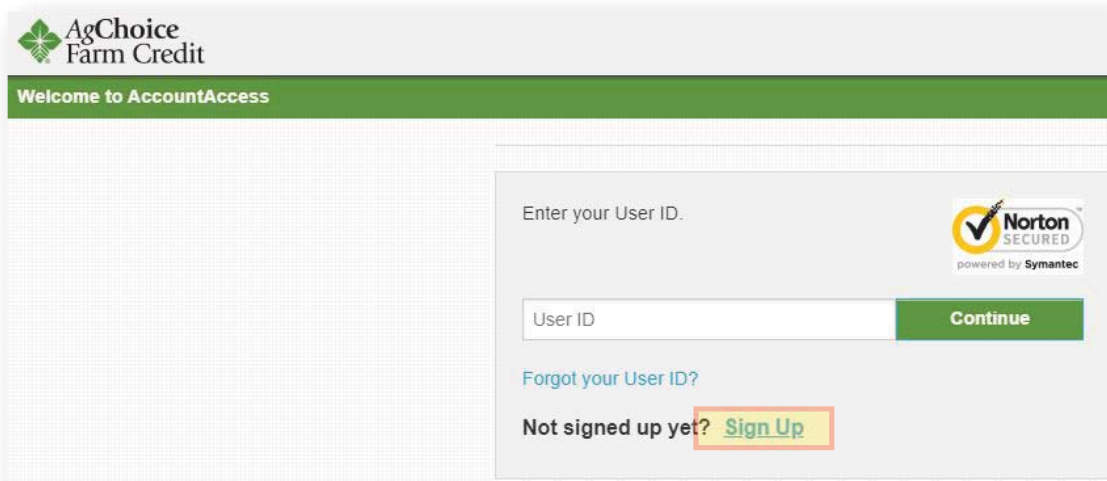
AccountAccess from AgChoice Farm Credit offers secure, convenient 24/7 access to your loan account through our website. Withdraw funds, make a loan payment, view tax documents and more whenever you need to, wherever you are.

These instructions will guide you through the process of setting up your account online. If you need help, at set up or any time, contact our Customer Care team at 800.999.5557 or [customer care@agchoice.com](mailto:customer care@agchoice.com).

1. NAVIGATE TO **AGCHOICE.COM**.
2. CLICK ON **"ACCOUNTACCESS."** (top of page)



3. CLICK ON **"SIGN UP."**



 **AgChoice  
Farm Credit**  
800.998.5557  
[AgChoice.com](http://AgChoice.com)

# SETTING UP ACCOUNT ACCESS

## 4. ENTER YOUR INFORMATION AND SUBMIT.

**AgChoice Farm Credit**  
Welcome to AccountAccess  
**Sign Up**

AccountAccess sign up is available to customers that are listed as the Primary Borrower on an account. To complete this process you must provide information about the Primary Borrower. After you complete and submit this form, you will receive an email which will direct you to a secure site where you may obtain your temporary password. For security purposes, you must provide a response to all questions.

All information provided will be kept strictly confidential. For more information, please review the [privacy policy](#).

**1. Primary Borrower:** \_\_\_\_\_  
The Primary Borrower is the first person or business listed on your billing statement. (Example)

First Name  MI   
Last Name

OR

Name of Business: (If Applicable)

**2. Social Security Number or Taxpayer ID of the Primary Borrower:** \_\_\_\_\_  
(Do not enter any special characters like - , /)

**3. Loan Number or Account Number:** \_\_\_\_\_  
Please refer to a recent billing statement. (Example)

03 -  -  -

**4. Primary Contact Name:** \_\_\_\_\_

**5. Primary Contact Email Address:** \_\_\_\_\_

**6. Select a Security Question and Provide an Answer:**  
(Please select a security question)

Your name must match the name on your loan documents exactly.

Use the social security number of the primary borrower only (individual or business TIN).

Find your loan number on your loan documents or billing statement.

You choose the primary contact, email address and security question. If you ever need to reset your account (for example, if you forget your password), you will need to know your security question and answer.

After you're signed up, download our free app - **AgChoice Farm Credit Mobile** - from the Apple App Store or Google Play Store to access your account from your phone or other device on the go.

## QUESTIONS?

Contact our Customer Care team:  
[customercare@agchoice.com](mailto:customercare@agchoice.com)

 **AgChoice Farm Credit**

800.998.5557  
[AgChoice.com](http://AgChoice.com)